



HCRMA
HIDALGO COUNTY REGIONAL MOBILITY AUTHORITY

BOARD OF DIRECTORS MEETING FOR DEC 2019

HCRMA Board of Directors

S. David Deanda, Jr., Chairman
Forrest Runnels, Vice-Chairman
Ricardo Perez, Secretary/Treasurer
Francisco “Frank” Pardo, Director
Paul S. Moxley, Director
Alonzo Cantu, Director
Ezequiel Reyna, Jr., Director

HCRMA Administrative Staff

Pilar Rodriguez, PE, Executive Director
Eric Davila, PE, PMP, CCM, Chief Dev. Eng.
Ramon Navarro IV, PE, CFM, Chief Constr. Eng.
Celia Gaona, CIA, Chief Auditor/Compliance Ofcr.
Jose Castillo, Chief Financial Ofcr.

General Engineering Consultant
HDR ENGINEERING, INC.

Report on HCRMA Program Management Activity
Chief Development Engineer – Eric Davila, PE, PMP, CCM

► OVERVIEW

- ❑ 365 TOLL Project Overview
- ❑ IBTC Project Overview
- ❑ Overweight Permit Summary
- ❑ Construction Economics Update

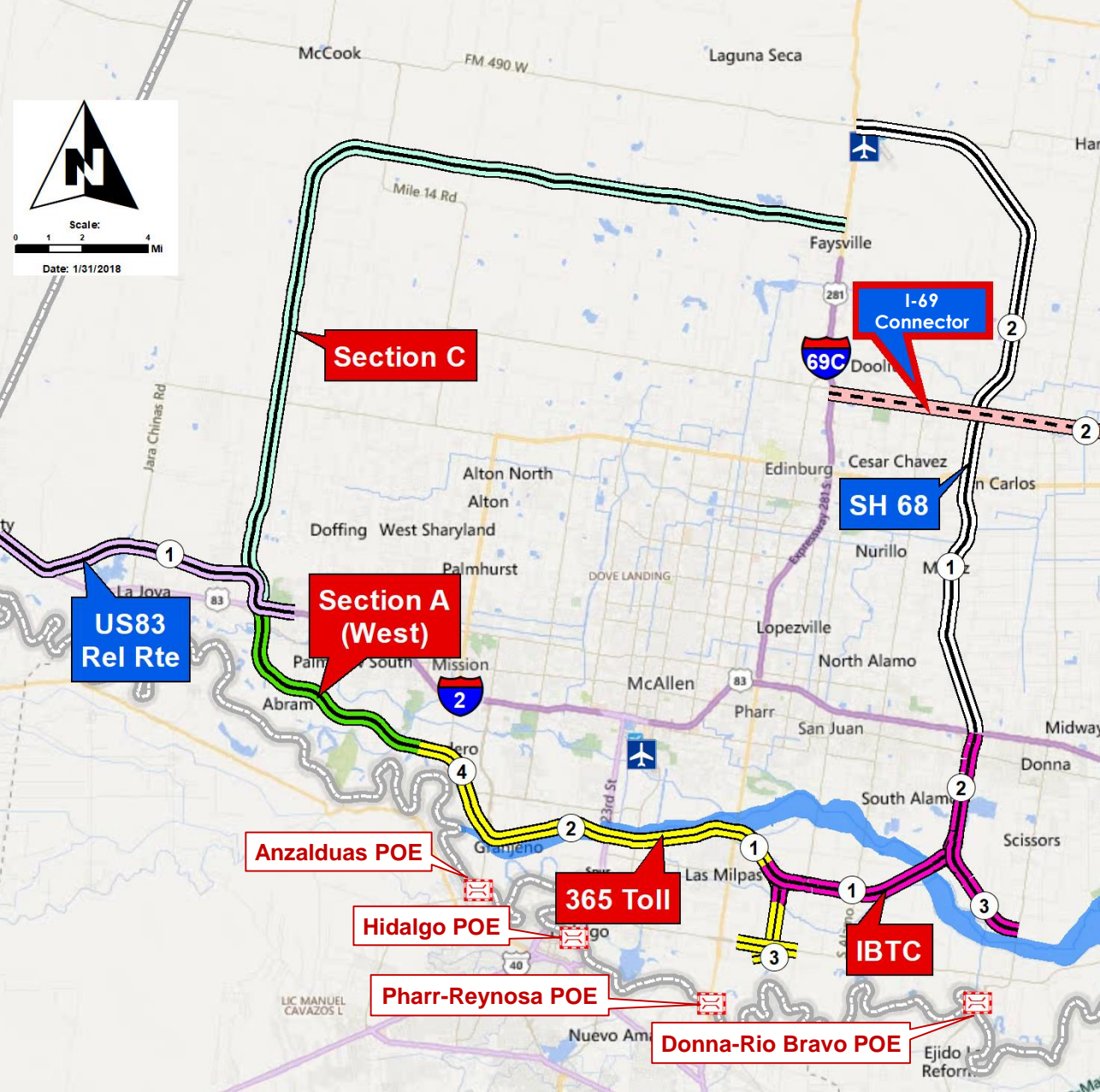
MISSION STATEMENT:

“To provide our customers with a rapid and reliable alternative for the safe and efficient movement of people, goods and services”



HCRMA STRATEGIC PLAN

DEVELOP THE
INFRASTRUCTURE TO
SERVE A POPULATION
OF APPROXIMATELY
800,000 RESIDENTS
AND
5 INTERNATIONAL
PORTS OF ENTRY

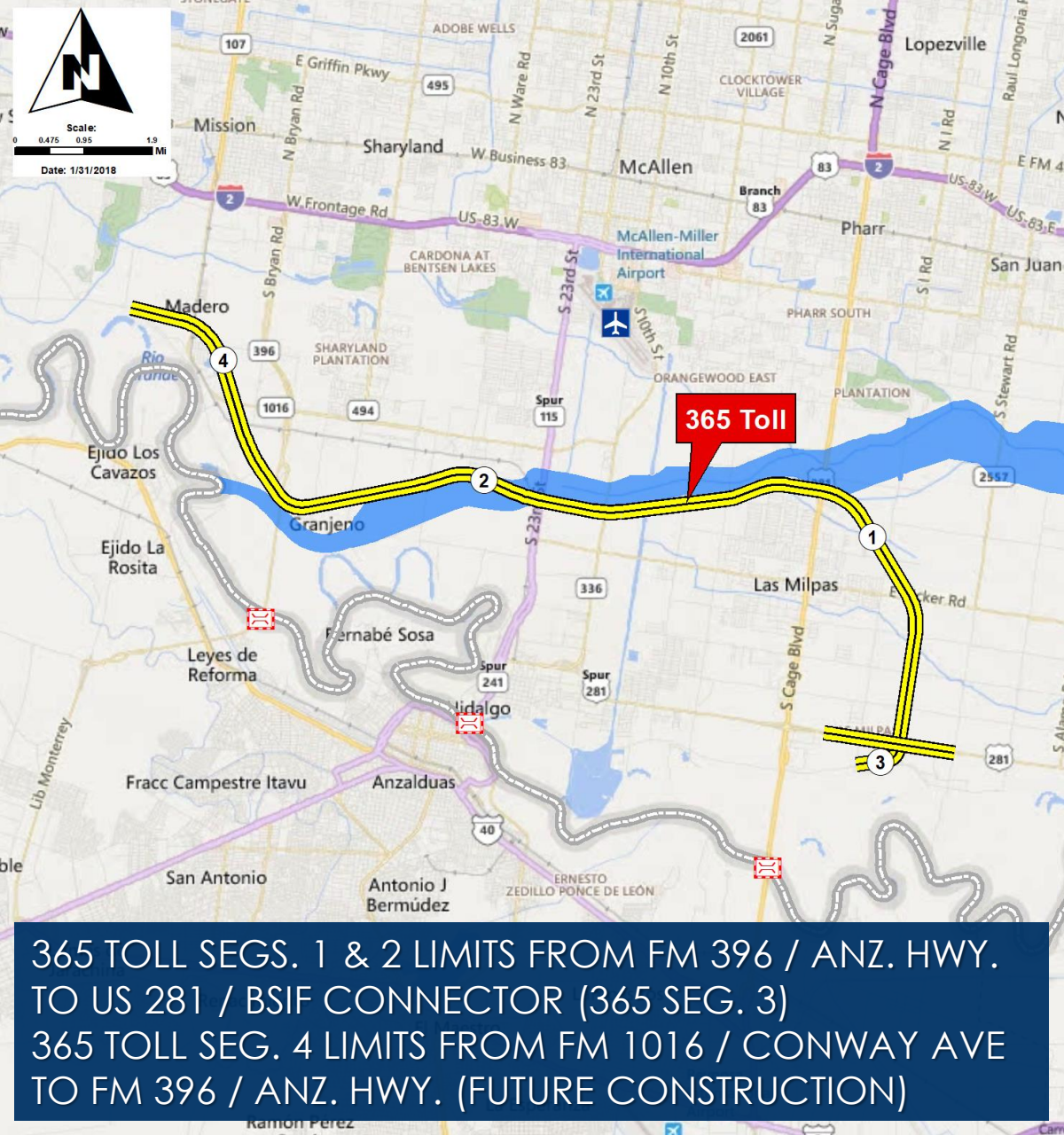


► ROAD TO 2021 UTP

- ❑ 2021 UTP Draft Funding Table (released by TxDOT Nov 2019)
 - 365 Toll appears fully funded for construction – project needs revised PDA and FAA
 - IBTC construction is listed – HCRMA provided updated estimate and project needs revised PDA.
- ❑ What's in the RGVMPO (Local Plan)
 - 365 Toll Project (TIP / MTP) thru construction
 - IBTC Project (TIP / MTP) thru design (pending funding commitments to list thru construction)
- ❑ Moving Forward:
 - Aligning both plans together in the 2021 UTP
 - Negotiate PDA's for 365 Toll and IBTC
 - Secure financial commitments for full shovel-readiness on IBTC.

PDA – Project Development Agreement
FAA – Financial Assistance Agreement
TIP – Transportation Improvement Program (Short range)
MTP – Metropolitan Transportation Plan (Long Range)





MAJOR MILESTONES:

NEPA CLEARANCE
07/03/2015

98% ROW AS OF
09/30/2018

PH 1: 365 SEG. 3 –
LET: 08/2015
STARTED: 02/2016

PH 2: 365 TOLL
SEGS. 1 & 2 –
RE-LET: 08/2019
START: TBD

365 TOLL

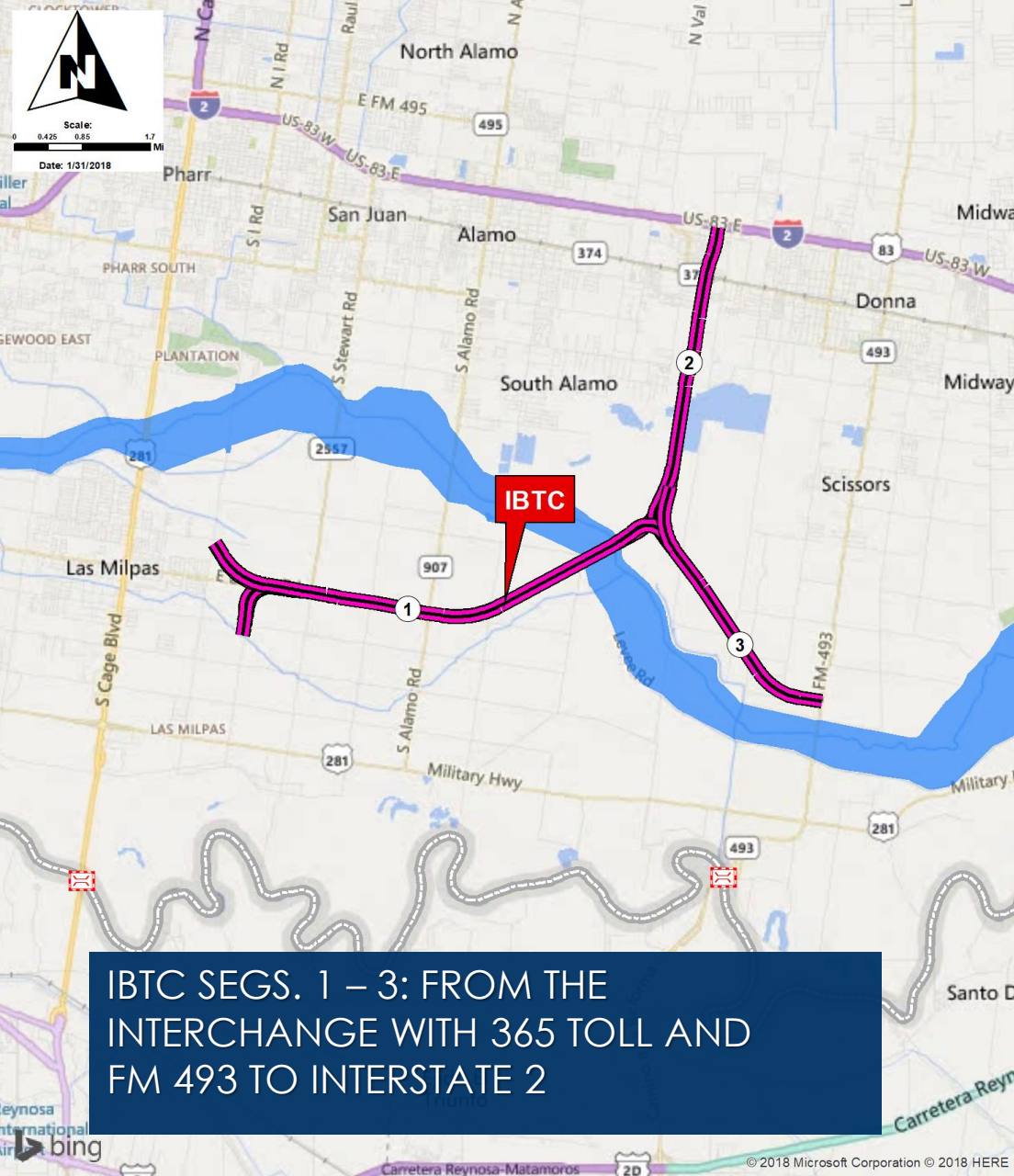
► **DEVELOPMENT MILESTONES:**

- ❑ **07/2015**, Obtained Env. Clearance,
- ❑ **08/2015**, Held Utility Kickoff Mtgs.,
- ❑ **09/2017**, 95% of ROW Acquired,
- ❑ **09/2017**, Submitted 100% PS&E,
- ❑ **10/2017**, Received State Letter of Authority, and
- ❑ **09/2019**, Initiated Remaining Utility Relocations.

► **TENTATIVE SCHEDULE:**

- ❑ **02/2020**, Obtain additional funding commitments / Revise PDA and related agreements,
- ❑ **03/2020**, Receive permission to re-let the project / Amend FPAA,
- ❑ **05/2020 - 06/2020**, Advertise the 365 Toll (60 days) & Hold prebid last week in May,
- ❑ **07/2020**, Open Bids by 1st week & by 2nd week conditionally award contract,
- ❑ **08/2020**, Receive TxDOT / FHWA concurrence with award of contract,
- ❑ **09/2020 - 10/2020**, Purchase remaining 5% or ROW and finalize remaining utility relocations,
- ❑ **11/2020**, Commence construction, and
- ❑ **06/2024**, Open to traffic.





IBTC SEGS. 1 – 3: FROM THE
INTERCHANGE WITH 365 TOLL AND
FM 493 TO INTERSTATE 2

IBTC

MAJOR MILESTONES:

OBTAINED EA ENV
CLASSIF.: 11/2017

EST. NEPA
CLEARANCE: 03/2020

EST. LETTING: 01/2021

EST. OPEN: 06/2024



► IBTC SCHEDULE

IBTC

International Bridge Trade Corridor (IBTC) (CSJ: 0921-02-142)

(From the Interchange with 365 Toll and FM 493 to Interstate 2)

Project Milestones	2019												2020												2021													
	Jan	Feb	Mar	Apr	May	Jun	Jul	Aug	Sep	Oct	Nov	Dec	Jan	Feb	Mar	Apr	May	Jun	Jul	Aug	Sep	Oct	Nov	Dec	Jan	Feb	Mar	Apr	May	Jun	Jul	Aug	Sep	Oct	Nov	Dec		
Environmental (Ongoing)																																						
Surveys (65%)																																						
ROW Title Research / Appraisals																																						
ROW Acquisition (5% Adv. Acq.)																																						
Plans, Specs., & Estimates (50%)																																						
Utility Coordination (SUE 100%)																																						
Utility Relocation																																						
Constr. Contract Letting Phase																																						
Constr. Award / Commence																																						
CONSTRUCTION FROM 06/2021 TO 06/2024																																						

CONSTRUCTION FROM 06/2021 TO 06/2024



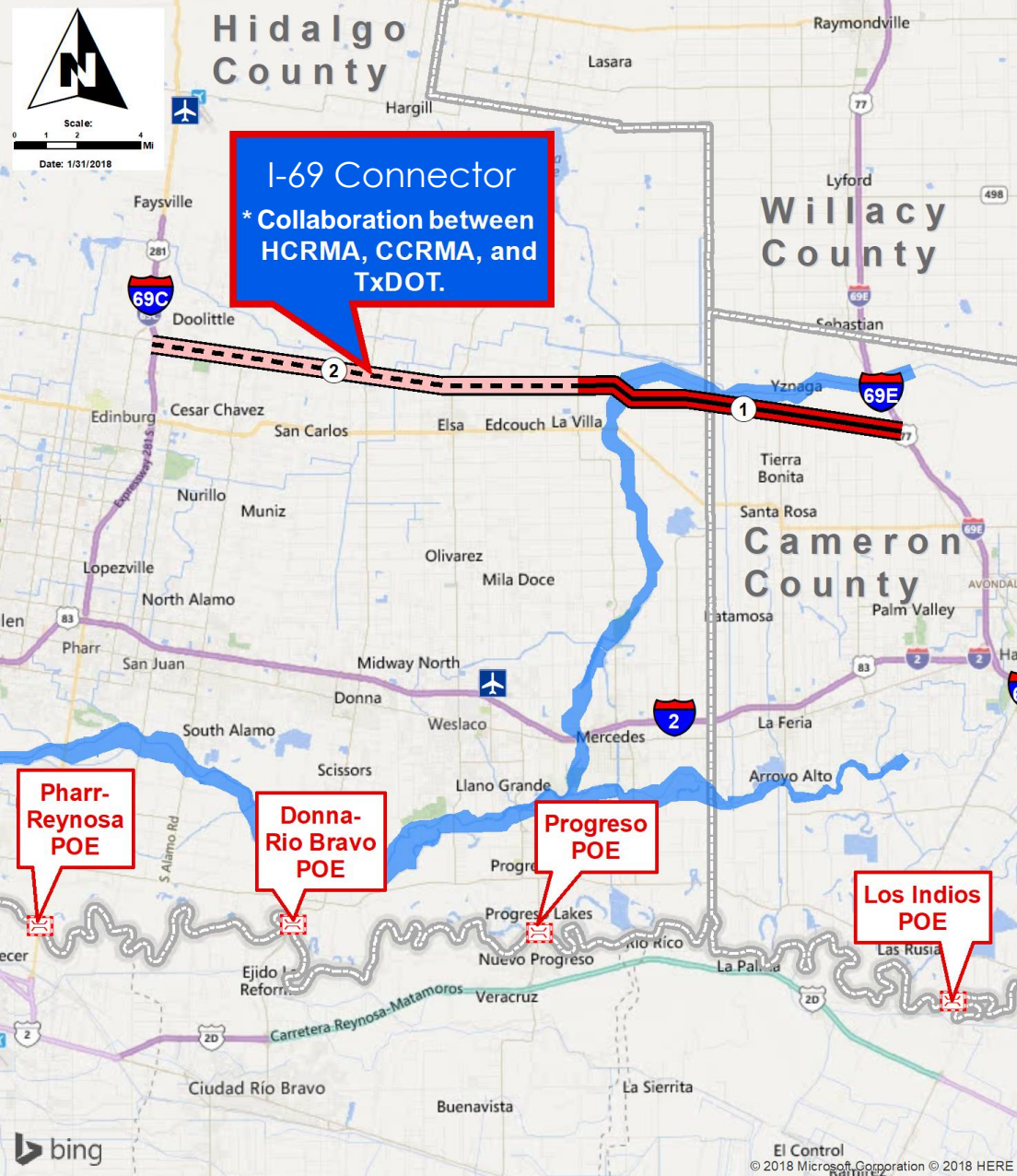
► ADVANCE PLANNING

- ❑ Env.: Classification Letter and Scoping Toolkit Submitted Aug 2017
- ❑ Held IBTC Environmental Kick off with TxDOT PHR / ENV April 6, 2018.
- ❑ VRF UTP Matching Funds request processed at the HCMPO—pending adoption by TxDOT at State Level.
- ❑ All env. fieldwork complete: Waters of the US and Archeological trenching—Internal ROE efforts were instrumental to accelerating this work.
- ❑ Meeting held with EPA/TCEQ/TxDOT to discuss Donna Reservoir site for the Hazmat portion of the NEPA Document Oct 2018.
- ❑ Public Meeting took place at Donna High School March 29, 2019.
- ❑ All major milestone reports submitted and undergoing reviews: Project Description, Hazmat, Historic Resources, Public Meeting Summary Report, Waters of the US, and Archaeological Resources.
- ❑ Mitigation plans, as warranted, will be drawn up at completion of the milestone reports.

► OTHER:

- ❑ Surveys (65% complete) – anticipate new survey pool procurement once TxDOT approves new federalized procurement procedures by end of Fall 2019.
- ❑ ROW Acquisition (5% complete)
- ❑ Utility Relo. (SUE 100%, coordination initiated, Overall 20%)
- ❑ Design (PS&E, 50% complete): On Hold





I-69 Connector

(COLLABORATION W/ TxDOT, CCRMA, AND HCRMA)

DESCRIPTION:

- ▶ PROJECT LENGTH ~27 MILES
- ▶ FROM I-69C IN HIDALGO COUNTY TO I-69-E IN CAMERON COUNTY
- ▶ KEY PARALLEL CORRIDOR TO I-2 WITH IMPORTANCE TO MOBILITY PROJECTS BY TxDOT, CCRMA AND HCRMA
- ▶ TxDOT COMMITTED SUPPLEMENTAL DEVELOPMENT AUTHORITY FUNDS FOR THE ENTIRE 27 MILE CORRIDOR AS AN EXPRESSWAY FACILITY.
- ▶ TxDOT HAS COMMITTED TO FUNDING THE DEVELOPMENT OF THE SCHEMATIC DESIGN AND ENVIRONMENTAL DOCUMENTS.
- ▶ STAKEHOLDER KICKOFF SCHEDULED FOR EARLY OCT 2019.

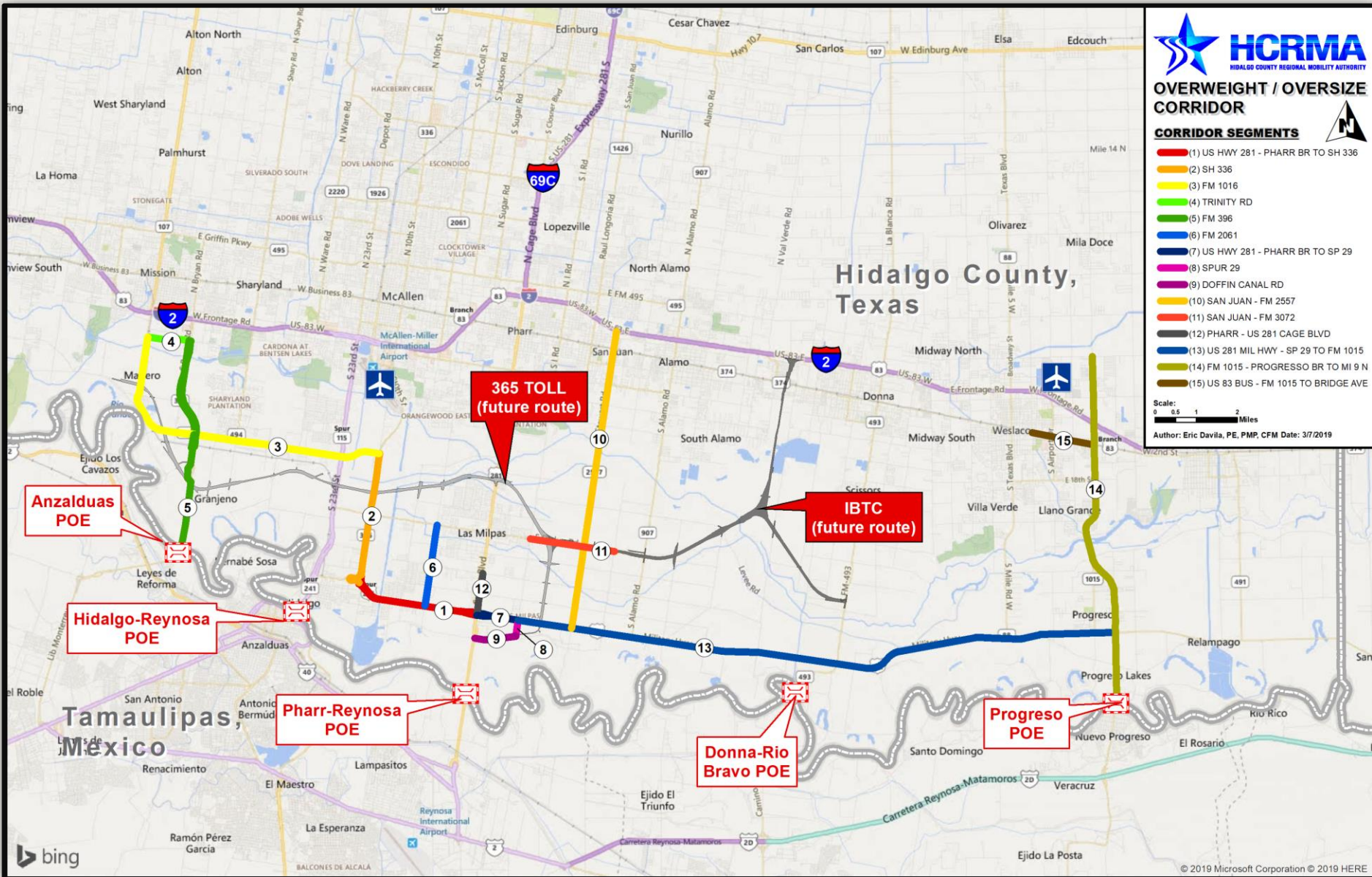


OVERWEIGHT / OVERSIZE CORRIDOR

CORRIDOR SEGMENTS

- (1) US HWY 281 - PHARR BR TO SH 336
- (2) SH 336
- (3) FM 1016
- (4) TRINITY RD
- (5) FM 396
- (6) FM 2061
- (7) US HWY 281 - PHARR BR TO SP 29
- (8) SPUR 29
- (9) DOFFIN CANAL RD
- (10) SAN JUAN - FM 2557
- (11) SAN JUAN - FM 3072
- (12) PHARR - US 281 CAGE BLVD
- (13) US 281 MIL HWY - SP 29 TO FM 1015
- (14) FM 1015 - PROGRESSO BR TO MI 9 N
- (15) US 83 BUS - FM 1015 TO BRIDGE AVE

Scale: 0 0.5 1 2 Miles
 Author: Eric Davila, PE, PMP, CFM Date: 3/7/2019



► **OVERWEIGHT PERMITS HISTORY**
JAN 1, 2014 – Nov 30, 2019

OW

Total Permits Issued:	146,601
Total Amount Collected:	\$ 20,657,082
■ Convenience Fees:	\$ 500,682
■ Total Permit Fees:	\$ 20,156,400
– Pro Miles:	\$ 439,803
– TxDOT:	\$ 17,132,940
– HCRMA:	\$ 2,583,657



► **OVERWEIGHT PERMITS MONTHLY SUMMARY**
JAN 1, 2019 – Nov 30, 2019

OW

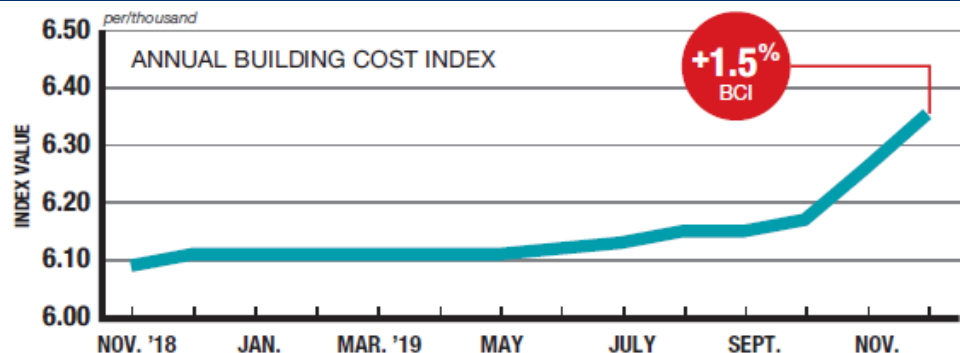
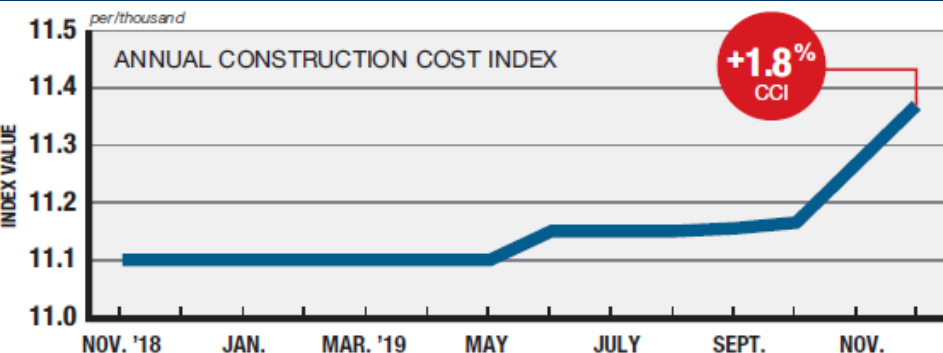
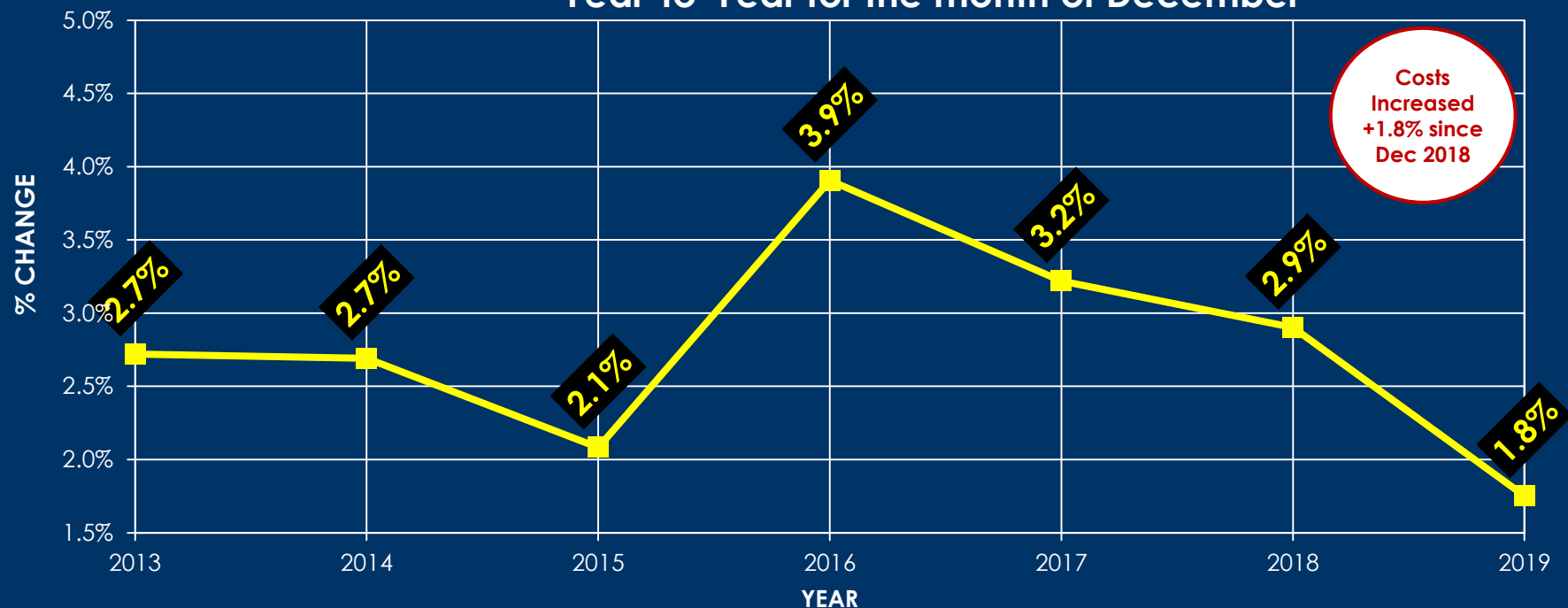
Total Permits Issued:	31,752
Total Amount Collected:	\$ 6,501,834
■ Convenience Fees:	\$ 151,434
■ Total Permit Fees:	\$ 6,350,400
– Pro Miles:	\$ 95,256
– TxDOT:	\$ 5,397,840
– HCRMA:	\$ 857,304



► CONSTR. ECONOMICS DECEMBER 2019

CE

Construction Cost Index (CCI) Change (%)
Year-to-Year for the month of December



► CONSTR. ECONOMICS DECEMBER 2019

- The 20-city average price for liquid asphalt has changed as follows:
 - Monthly price decreased 0.7%.
 - Yearly price decreased 5.8% since 2018.

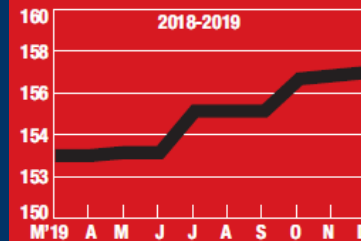
20-CITY AVERAGE

ITEM	UNIT	\$PRICE	%MONTH	%YEAR
ASPHALT PAVING				
PG 58	TON	414.12	-0.7	-5.8
Cutback, MC800	TON	379.23	+0.1	-2.9
Emulsion, RAPID SET	TON	360.26	+0.1	0.0
Emulsion, SLOW SET	TON	369.82	0.0	-0.3
PORTLAND CEMENT				
Type one	TON	142.01	+1.9	+23.9

CONCRETE BLOCK

+0.1%

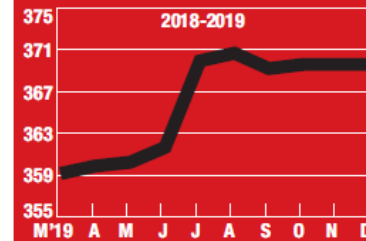
MONTHLY PRICES FOR CONCRETE BLOCK INCREASED 0.1% IN DECEMBER.



READY-MIX CONCRETE

0.0%

READY-MIX CONCRETE PRICES SHOWED NO CHANGE SINCE LAST MONTH.

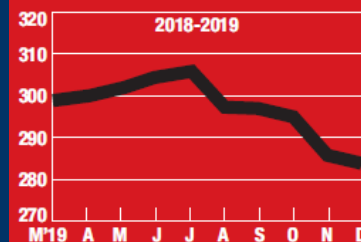


1992=100

ASPHALT PAVING

-0.7%

ASPHALT PRICES FELL 0.7% THIS MONTH, WHILE YEARLY PRICES ARE DOWN 5.8%.



PORTLAND CEMENT

+1.9%

MONTHLY PRICES FOR PORTLAND CEMENT INCREASED 1.9% SINCE NOVEMBER.

